

Fitness to Practise – Kelly Johnson

Fitness to Practise

Struck Off

John Amed, Physiotherapist – convictions for theft from employer
Kathryn Crain – drug misuse
Matthew Hankin, Physiotherapist - conviction possession of indecent photographs of children

Suspension

Thabo Phirre, Biomedical Scientist – wounding with intent to do grievous bodily harm
Rachel Winnard, Physiotherapist – health
Pamela Wilson, Speech and Language Therapist – record keeping
Nigel Harrison, Paramedic - failure to treat patient in VF
Susan Bradley, Physiotherapist, health

Conditions of Practice

Kara Glen, Physiotherapist – inappropriate relationship

Caution

Martin Cooney, Operating Department Practitioner – convictions for harassment
Robert Gadd Operating Department Practitioner – conviction for assault
Mark Taylor, Speech and Language Therapist – record keeping
Trevor Izzard – Wicks, Paramedic – working while on paid sick leave

Part Heard/Adjourned

Brian Scott, Physiotherapist
Paul Hambleton, Paramedic
Alastair McLean, Paramedic

No Further Action

Vickie Darnley, Operating Department Practitioner - incorrect entry

Allegations not well founded

Three conduct and competence case were not well founded

Review Hearings

Ian Blakey, Paramedic – suspension continued
Naveed Khan, Physiotherapist – suspension continued
David Miller, Operating Department Practitioner -- suspension revoked, registrant struck off
Edward Wade, Paramedic – conditions continued
Ciona O'Donnell, Clinical Scientist – suspension continued
Roland Parton, Chiropodist – suspension continued
Pallewatte Ratnasiri, Physiotherapist – conditions revoked

Interim Orders

Interim Orders have been granted in the following cases:

Christopher Wall, Chiropodist
Adrian Prydden, Radiographer
John Jarvis, Operating Department Practitioner
David Lawton, Biomedical Scientist
Christopher Walsh, Radiographer

The following interim orders have been reviewed:

Karl Tett
June Elliott
Matthew Hankin
Richard Fitch
Benjamin Lavender
David Pratt
Bhavari Kilaru
Gavin Hall
Fiona Kuhns
Keith Butcher

Investigating Committee

65 allegations were received between October and December 2006. Panels of the Investigating Committee considered 40 cases between October and December 2006. The panels referred 24 cases There is a current case to answer rate of 60%. At the end of December there were 201 cases within the remit of the Investigating Committee

Conduct and Competence Committee

At the end of October there were 132 cases within the remit of the Conduct and Competence Committee

Health Committee

At the end of October there were 6 cases within the remit of the Health Committee

Review Hearings

At the end of October there were 62 registrants subject to a conditions of practice or suspension order

Hearing Fixing

As at the 4th January, 39 full hearings have been fixed for hearing before April 2007

Registration Appeals

Between October and December, 18 registration appeals were received. At the end of December there were 51 open registration appeals.

Health and Character

Between October and December, 83 health and character declarations were received. Panels considered 56 cases. 1 applicant was rejected for registration and 2 registrants had their self referrals referred to a fitness to practise panel.

Protection of Title

57 complaints about the misuse of title were received between October and December 2006.

Other Information

The Fitness to Practise Department will be audited by PKF, HPC's internal auditors, from 8 January 2007. The audit will last approximately 3 weeks.

The Partner Conference was held in Glasgow in November and attended by 3 members of the Fitness to Practise Department.

Training Attended:

Law and Procedure Training
FTP Team Away day
Finance for Non-Finance Managers

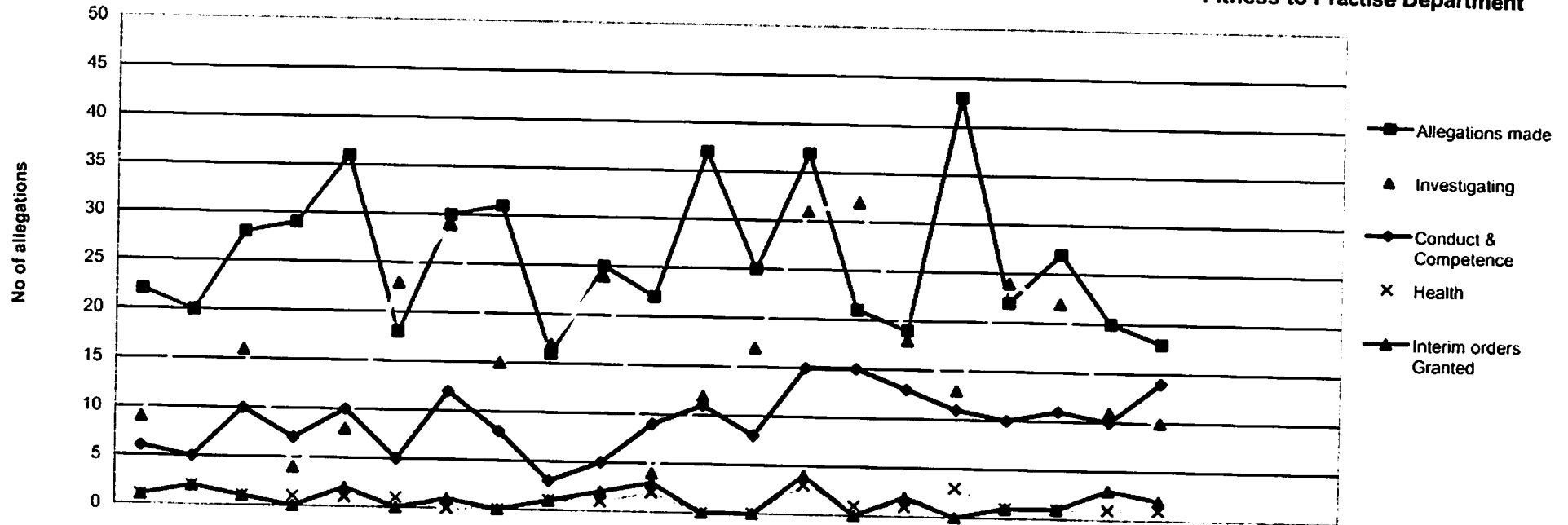
Meetings:

Royal College of Speech and Language Therapist
Stuart Rouse, Unison
Mark Wonacott, PKF Auditors

Resources

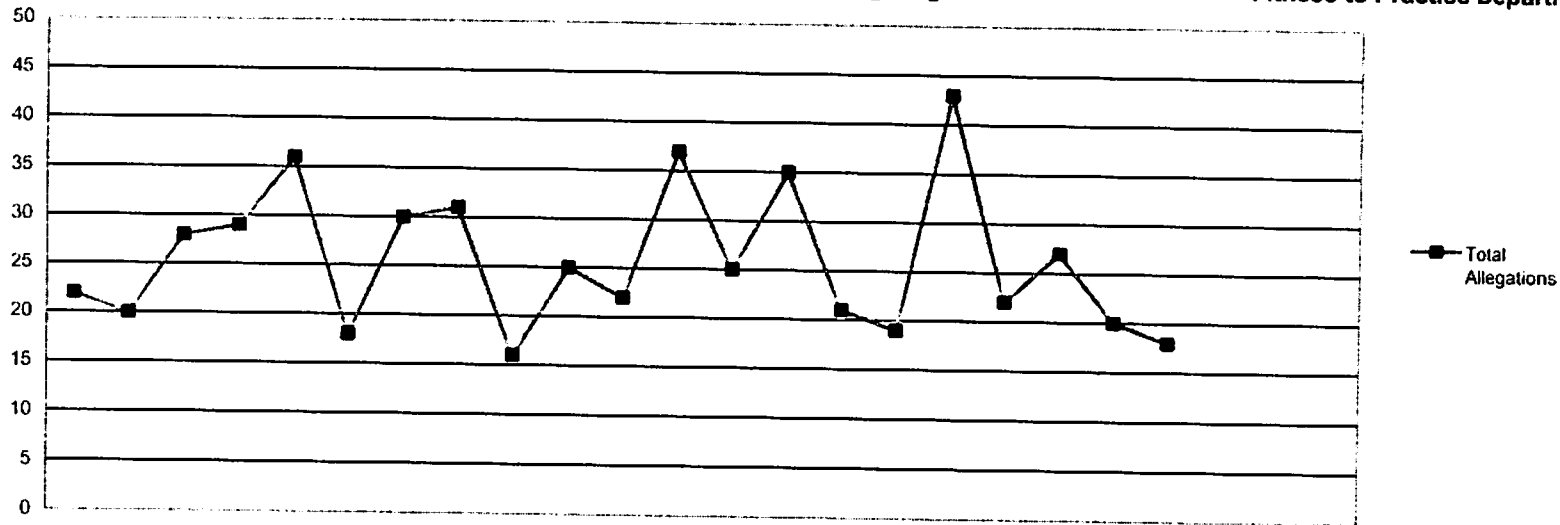
Two temporary case managers joined HPC on 7th December 2006. We will be recruiting for further permanent case managers and a case officer in the new year.

Victoria Adams joined the department on 17th November 2006 as the new hearings officer. We now have three hearings officers



	2005										2006										2007			2003/4	2004/5	2005/6	2006/7	
	Apr	May	Jun	Jul	Aug	Sep	Oct	Nov	Dec		Jan	Feb	Mar	Apr	May	Jun	Jul	Aug	Sep	Oct	Nov	Dec	Jan	Feb	Mar	FYE	FYE	FYE
Allegations made	22	20	28	29	36	18	30	31	16	25	22	37	25	37	21	19	43	22	27	20	18				134	172	314	232
Investigating	9	20	16	4	8	23	29	15	17	24	4	12	17	31	32	18	13	24	22	11	10				134	181	181	178
Conduct & Competence	6	5	10	7	10	5	12	8	3	5	9	11	8	15	15	13	11	10	11	10	14				19	68	91	107
Health	1	2	1	1	1	1	0	0	1	1	2	0	0	3	1	1	3	1	1	1	1				2	9	11	12
Interim orders Granted	1	2	1	0	2	0	1	0	1	2	3	0	0	4	0	2	0	1	1	3	2				14	18	13	13

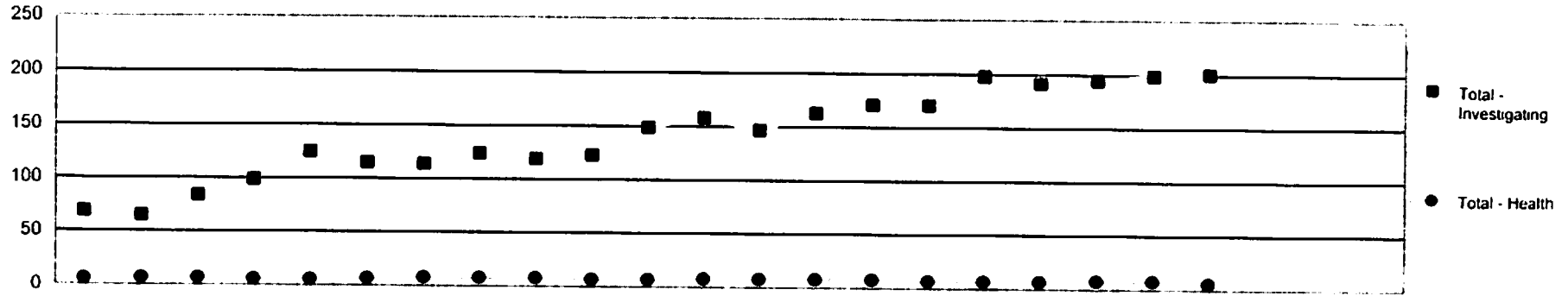
This table outlines how many allegations have been made and how many cases each of the three fitness to practise panels have heard. It does not display how many cases are currently within the remit of a particular panel. In some instances the allegation may have been made before April 2004




	2005										2006										2007				
	Apr	May	Jun	Jul	Aug	Sep	Oct	Nov	Dec		Jan	Feb	Mar	Apr	May	Jun	Jul	Aug	Sep	Oct	Nov	Dec	Jan	Feb	Mar
Total Allegations	22	20	28	29	36	18	30	31	16		25	22	37	25	35	21	19	43	22	27	20	18			
Employer	7	7	13	7	6	12	13	8	7		16	8	9	9	17	10	13	26	12	13	12	13			
Public	6	5	8	8	7	1	5	4	4		6	2	5	8	7	6	3	5	8	7	4	3			
Police	0	0	5	5	1	2	3	0	2		0	4	5	6	5	4	1	3	1	3	2	0			
Co-worker	0	0	0	0	0	0	0	0	0		0	5	0	0	0	0	0	0	0	0	0	0			
Professional body	0	0	0	0	0	0	0	0	0		0	0	0	0	0	0	0	0	0	0	0	0			
Registrant	4	3	0	3	4	1	3	5	1		1	0	5	0	4	0	1	3	0	2	1	0			
Other	1	0	0	4	1	1	1	0	0		0	0	0	0	0	0	0	0	0	0	0	1			
Article 22(6) allegations	4	5	2	2	4	1	5	14	2		2	3	13	2	4	1	0	6	1	2	1	1			
Misconduct	13	18	17	20	22	15	21	18	7		20	16	18	14	25	14	16	33	16	19	14	15			
Lack of competence	5	2	4	2	7	2	1	3	4		2	0	1	2	3	1	1	6	4	5	2	2			
Conviction/caution	1	0	5	6	5	1	7	1	2		2	5	6	7	7	6	1	4	2	3	4	0			
Health	0	0	1	0	1	0	0	0	0		0	0	0	0	0	0	0	0	0	0	0	0			
Other regulator	0	0	0	0	0	0	0	0	1		0	0	0	0	0	0	0	0	0	0	0	0			
Incorrect or fraudulent entry	4	0	1	1	1	0	1	9	2		1	1	12	1	0	0	1	0	0	0	0	1			
Invest. Panel Cases heard	9	20	16	4	8	23	26	15	17		24	4	12	16	31	32	16	13	24	22	11	10			
Cases referred	4	11	7	2	3	9	19	11	10		14	3	7	8	21	25	9	8	17	14	5	6			
Further Information	1	1	0	0	0	2	0	1	0		2	0	7	0	0	2	2	0	0	0	2	0			
Fraudulent entry	0	0	0	0	0	0	3	0	0		0	0	2	1	1	0	2	1	0	0	1	0			

2003/4	2004/5	2005/6	2006/7
FYE	FYE	FYE	YTD
134	172	314	230
-	65	113	125
-	18	61	51
-	38	27	25
-	3	5	0
-	10	0	0
-	9	30	11
-	1	8	1
-	22	57	18
-	0	205	166
-	0	33	26
-	0	41	34
-	0	2	0
-	0	1	0
-	0	33	3
-	179	178	175
-	82	100	113
-	27	14	6
-	1	5	6

		2005										2006										2007			2003/4	2004/5	2005/6	2006/7	
		Apr	May	Jun	Jul	Aug	Sep	Oct	Nov	Dec	Jan	Feb	Mar	Apr	May	Jun	Jul	Aug	Sep	Oct	Nov	Dec	Jan	Feb	Mar	FYE	FYE	FYE	YTD
Conduct & Competence Committee	Total Allegations	22	20	28	29	36	18	30	31	16	25	22	37	25	35	21	19	43	22	27	20	18				134	172	314	230
	C&C Cases Heard	6	5	10	5	6	4	8	7	0	4	7	11	8	10	14	8	8	9	7	6	12				-	55	73	82
	Review Cases Heard	0	0	2	2	4	1	4	1	3	1	2	0	0	5	1	5	3	1	4	4	2				-	13	20	25
	Struck Off	1	1	2	2	1	0	1	0	0	0	0	3	1	3	4	5	3	1	0	1	2				-	13	11	20
	Suspended	2	1	0	3	2	3	1	2	0	1	2	2	1	1	2	1	2	3	2	0	3				-	13	19	15
	Conditions of Practice	0	1	1	0	1	0	1	0	0	0	0	1	1	0	1	0	0	0	1	0	0				-	11	5	3
	Caution	2	1	1	0	0	0	1	0	0	0	2	1	3	4	1	2	2	3	2	1	3				-	8	8	21
	No Further Action	0	0	1	0	1	0	0	0	0	0	1	1	2	1	1	0	0	0	0	0	1				-	3	4	5
	Adjourned	1	0	2	1	2	2	1	5	0	3	3	2	0	1	5	0	1	1	2	2	3				-	5	22	15
	Referred to Health	0	0	0	0	0	0	1	0	0	0	0	0	0	0	0	0	0	0	0	0	0				-	2	1	0
	C&C Cases to be heard	58	59	56	55	54	62	71	83	93	108	104	105	98	107	108	108	112	118	127	127	132				-	59	59	1037
	Review cases to be heard	31	31	30	31	33	35	35	36	36	36	35	37	39	38	40	42	41	47	50	51	50				-	28	28	398
Health Committee	Health Cases Heard	1	2	1	1	0	0	0	0	1	1	1	0	0	1	1	1	0	1	0	1	1				-	9	8	6
	Review Cases Heard	0	0	0	0	0	0	0	0	0	0	1	0	0	2	0	0	3	0	1	0	0				-	0	2	0
	Struck Off	0	0	0	0	0	1	0	0	0	0	0	1	0	0	0	0	0	0	0	0	0				-	5	2	2
	Suspended	0	0	0	0	0	0	0	0	1	0	1	0	0	0	0	0	0	0	0	1	1				-	1	3	0
	Conditions of Practice	0	1	1	1	0	0	0	0	0	0	0	0	0	0	0	0	0	0	0	0	0				-	0	0	0
	Caution	0	0	0	0	0	0	0	0	0	0	0	0	0	0	0	0	0	0	0	0	0				-	0	0	0
	No further action	0	0	0	0	0	0	0	0	0	0	0	0	0	1	0	0	0	0	0	0	0				-	2	0	1
	Review cases heard	0	2	0	0	1	0	0	0	0	0	0	0	0	2	0	0	0	0	0	0	0				-	0	3	3
	HCC cases to be heard	6	7	7	6	6	7	8	8	8	7	7	7	9	9	8	7	7	6	8	7	6				-	7	7	67
	Review cases to be heard	6	6	7	8	8	8	8	8	8	8	8	8	8	8	9	13	10	10	9	10	11				-	6	6	88
Interim Orders	Interim Order Panels	1	3	2	0	2	0	1	0	1	2	3	0	4	11	4	3	0	5	3	10	3				-	22	15	43
	Interim Orders Granted	1	2	1	0	2	0	1	0	1	2	3	0	0	4	0	2	0	1	1	3	2				-	17	13	13



	2005										2006										2007			2005/6 FYE	2006/7 YTD	
	Apr	May	Jun	Jul	Aug	Sep	Oct	Nov	Dec	Jan	Feb	Mar	Apr	May	Jun	Jul	Aug	Sep	Oct	Nov	Dec	Jan	Feb			Mar
Investigating Panel																										
Arts Therapists	0	0	0	0	0	0	0	2	2	2	2	2	2	3	4	4	4	4	6	5	5				2	5
Biomedical Scientists	3	1	5	7	8	7	10	9	6	7	5	5	6	6	6	8	9	8	8	8	10				5	10
Chiropodists & Podiatrists	17	13	16	17	25	23	21	16	17	16	18	24	25	26	25	19	20	20	22	22	21				24	21
Clinical Scientists	0	0	0	1	2	2	3	3	3	3	3	3	3	3	2	3	4	4	4	4	4				3	4
Dietitians	3	2	1	3	4	3	2	2	2	2	2	1	2	2	2	2	2	3	4	3				1	3	
ODPs	7	7	10	7	9	8	9	10	10	12	11	14	13	12	13	14	16	16	16	14				14	14	
Occupational Therapists	7	10	8	12	12	12	13	14	12	12	9	14	18	18	19	19	21	22	22	20				14	20	
Orthoptists	0	0	0	0	0	0	0	0	0	0	0	0	0	0	0	0	0	0	0	1				0	1	
Paramedics	15	19	24	25	25	23	19	19	18	15	20	19	21	24	25	30	45	41	42	43	43				19	43
Prosthetists & Orthotists	1	1	2	3	2	1	1	1	1	1	2	2	2	0	0	0	0	0	0	0				2	0	
Physiotherapists	9	9	11	16	23	22	21	33	34	38	60	50	46	49	49	45	49	46	43	42	44				50	44
Radiographers	5	2	4	5	11	11	9	10	10	11	15	18	6	13	19	21	21	21	21	24	27				18	27
SLTs	2	1	3	3	4	3	6	5	4	4	4	6	3	7	7	6	7	8	8	9	9				6	9
Total - Investigating	69	65	84	99	125	115	114	124	119	123	149	158	147	163	171	171	198	192	195	199	201				158	201
Health Panel																										
Arts Therapists	0	0	0	0	0	0	0	0	0	0	0	0	0	0	0	0	0	0	0	0				0	0	
Biomedical Scientists	0	0	0	0	0	1	1	1	1	1	1	2	2	2	2	1	1	0	0	0				2	0	
Chiropodists & Podiatrists	1	1	1	1	1	1	1	1	1	1	0	0	0	0	0	0	0	0	0	0				0	0	
Clinical Scientists	1	1	1	1	1	1	1	1	0	0	0	0	0	0	0	0	0	0	0	0				0	0	
Dietitians	0	0	0	0	0	0	0	0	0	0	0	0	0	0	0	0	0	0	0	0				0	0	
ODPs	1	2	1	1	1	1	1	1	1	1	1	1	1	1	1	1	1	2	2	2				1	2	
Occupational Therapists	1	1	1	0	0	0	0	0	1	1	2	2	3	3	3	3	3	3	3	3				2	3	
Orthoptists	0	0	0	0	0	0	0	0	0	0	0	0	0	0	0	0	0	0	0	0				0	0	
Paramedics	0	1	1	1	1	1	1	1	1	0	0	0	0	0	0	0	1	1	1	1				0	1	
Prosthetists & Orthotists	0	0	0	0	0	0	0	0	0	0	0	0	0	0	0	0	0	0	0	0				0	0	
Physiotherapists	1	1	1	1	1	1	2	2	2	2	2	2	2	2	2	2	2	2	2	0				2	0	
Radiographers	1	0	1	1	1	1	1	1	1	1	1	1	1	0	0	0	0	0	0	0				1	0	
SLTs	0	0	0	0	0	0	0	0	0	0	0	0	0	0	0	0	0	0	0	0				0	0	
Total - Health	6	7	7	6	6	7	8	8	8	7	7	8	8	8	8	7	7	7	8	8	6				8	6



	2005										2006										2007			2005/6	2006/7				
	Apr	May	Jun	Jul	Aug	Sep	Oct	Nov	Dec	Jan	Feb	Mar	Apr	May	Jun	Jul	Aug	Sep	Oct	Nov	Dec	Jan	Feb	Mar	FYE	YTD			
Cond. & Compt. Panel																													
Arts Therapists	0	0	0	0	0	0	0	0	0	0	0	0	0	0	0	0	0	0	0	0	0							0	0
Biomedical Scientists	4	4	3	4	3	4	4	5	7	8	8	7	5	6	7	7	8	11	10	11	11							7	11
Chiropodists & Podiatrists	5	9	8	8	8	8	11	12	13	13	14	13	12	12	10	12	13	12	14	13	13							13	13
Clinical Scientists	1	0	0	0	0	0	0	0	1	1	1	1	1	1	1	1	1	1	1	0	0							1	0
Dietitians	2	2	3	3	3	4	2	2	2	2	2	3	2	2	2	2	2	2	1	1	1							3	1
ODPs	10	8	7	6	6	6	5	5	6	9	8	8	8	13	10	10	10	10	9	8	10							8	10
Occupational Therapists	6	5	8	7	6	8	10	12	13	14	13	12	13	12	15	17	17	19	20	20	21							12	21
Orthoptists	0	0	0	0	0	0	0	0	0	0	0	0	0	0	0	0	0	0	0	0	0							0	0
Paramedics	8	10	9	9	9	10	16	17	22	29	28	29	28	29	31	28	28	28	33	34	36							29	36
Prosthetists & Orthotists	2	2	2	2	3	4	4	4	4	4	4	4	4	4	3	3	3	3	3	2	2							4	2
Physiotherapists	13	13	10	10	9	9	8	8	9	12	12	14	16	17	18	19	19	20	22	22	21							14	21
Radiographers	5	4	4	4	5	5	8	8	8	8	7	7	4	5	5	5	6	7	8	10	11							7	11
SLTs	2	2	2	2	2	4	3	5	8	8	7	7	5	6	6	5	5	5	6	6	6							7	6
Total - Cond. & Compt.	58	59	56	55	54	62	71	78	93	108	104	105	98	107	108	109	112	118	127	127	132							105	132
Review Hearing																													
Arts Therapists	0	0	0	0	0	0	0	0	0	0	0	0	0	0	0	0	0	0	0	0	0							0	0
Biomedical Scientists	4	4	4	4	5	5	4	4	4	4	4	5	6	6	6	6	5	5	6	6	6							5	6
Chiropodists & Podiatrists	4	3	4	3	3	3	3	3	3	3	3	3	3	2	2	3	3	4	4	4	4							3	4
Clinical Scientists	0	1	1	1	1	1	1	1	1	1	1	1	1	1	1	1	1	1	1	2	2							1	2
Dietitians	1	1	1	1	1	2	2	2	2	2	2	2	3	3	3	3	3	3	4	4	4							2	4
ODPs	0	0	1	1	1	1	1	2	1	1	1	1	1	1	2	3	3	4	3	3	2							1	2
Occupational Therapists	2	2	2	4	4	4	4	4	4	4	5	5	5	5	5	5	5	7	7	7	7							5	7
Orthoptists	0	0	0	0	0	0	0	0	0	0	0	0	0	0	0	0	0	0	0	0	0							0	0
Paramedics	4	4	4	4	4	4	4	4	4	4	4	4	5	5	6	7	6	6	6	6	6							4	6
Prosthetists & Orthotists	0	0	0	0	0	0	0	0	0	0	0	0	0	0	1	1	1	1	1	1	1							0	1
Physiotherapists	16	16	16	16	17	18	20	21	21	21	18	18	18	18	18	17	18	21	22	22	24							18	24
Radiographers	3	3	2	2	2	2	1	1	2	2	3	2	3	2	2	2	2	2	2	2	2							2	2
SLTs	3	3	3	3	3	3	3	2	2	2	3	3	3	3	3	3	3	3	3	3	4							3	4
Total - Review Hearing	37	37	38	39	41	43	43	44	44	44	44	44	48	46	49	51	50	57	59	60	62							44	62

April - December 2006

Profession	Employer	Police	Public	22(6)	Professional	Other
Arts Therapist	2	1	1	0	0	0
Biomedical Science	5	0	1	4	0	0
Chiropodists	5	1	16	2	2	0
Clinical Science	2	0	0	0	0	0
Dietitians	2	0	1	0	0	0
ODPs	16	0	0	1	1	0
Occupational Therapists	16	8	9	0	0	0
Orthoptists	1	0	0	0	0	0
Paramedics	37	3	8	12	2	0
Prosthetists	0	0	9	0	0	0
Physiotherapists	16	4	10	0	0	0
Radiographers	20	18	0	1	0	0
SLTs	4	0	0	0	1	0
Total - 2006/2007	126	35	55	20	6	0
Total 2005/2006	121	25	70	67	28	5

2006/2007 YTD	2005/2006 FYE
4	2
10	21
26	61
2	3
3	7
18	19
33	38
1	0
62	43
9	3
30	78
39	27
5	12
242	316

What is referred - April 06-November 06

	Case to Answer	No Case to Answer	Further Information
Allegation made by			
Employer	62	11	0
Police	6	15	4
Public	9	16	2
Article 22(6)	35	4	0
Registrant/Professional	4	6	0
Total - 2006/2007 YTD	116	52	6
Total 2005/2006 FYE	101	70	7

2006/2007 YTD	2005/2006 FYE
73	79
25	23
27	33
39	33
10	10
174	178

Outcome of Investigating Panels - Dec 2006

	Heard	FFI	C&C	ICP	HCP	No Case
Profession						
Arts Therapists	0	0	0	0	0	0
Biomedical Scientists	4	0	6	0	0	0
Chiropodists & Podiatrists	19	1	9	0	0	9
Clinical Scientists	0	0	0	0	0	0
Dietitians	0	0	0	0	0	0
ODPs	14	0	13	1	1	2
Occupational Therapists	17	0	14	1	1	6
Orthoptists	21	0	0	0	0	0
Paramedics	17	0	22	1	1	7
Prosthetists & Orthotists	2	0	1	0	0	1
Physiotherapists	46	2	14	19	0	16
Radiographers	15	0	8	0	0	8
SLTs	6	2	3	0	0	2
Total - 2006/2007 YTD	161	5	90	22	3	51
Total 2005/2006 FYE	178	6	91	7	6	68

SANCTIONS

Profession	Struck Off	Suspension	Conditions	Caution	No Further Action	Not Found	Not Registered	Adjourned Part Heard	Removed	Cross Referr	Review	Restored	2006/2007 YTD	2005/2006 FYE
Arts Therapi	0	0	0	0	0	0	0	0	0	0	0	0	0	0
Biomedical S	1	1	0	0	0	1	0	1	0	1	3	0	8	8
Chiropodists	2	0	0	3	0	1	0	2	1	0	1	0	10	10
Clinical Scie	0	0	0	0	0	0	0	0	0	0	0	0	0	2
Dietitians	0	1	0	0	0	0	0	0	0	0	0	0	1	4
ODPs	3	1	1	4	1	1	1	1	0	0	0	0	13	12
Occupationa	2	2	0	1	1	1	0	1	0	0	2	0	10	10
Orthoptists	0	0	0	0	0	0	0	0	0	0	0	0	0	0
Paramedics	7	4	1	7	0	0	0	1	0	0	1	0	21	13
Prosthetists	0	1	0	1	0	1	0	0	0	0	0	0	3	1
Physiotherap	2	3	1	1	2	1	0	6	0	1	7	0	24	32
Radiographe	0	1	0	2	1	1	0	1	1	0	1	0	8	7
SLTs	1	1	1	0	0	1	0	1	0	0	1	0	6	15
Total - 2006/	18	15	4	19	5	8	1	14	2	2	16	0	104	114
Total 2005/2	9	20	6	9	3	1	6	28	3	3	26	0		